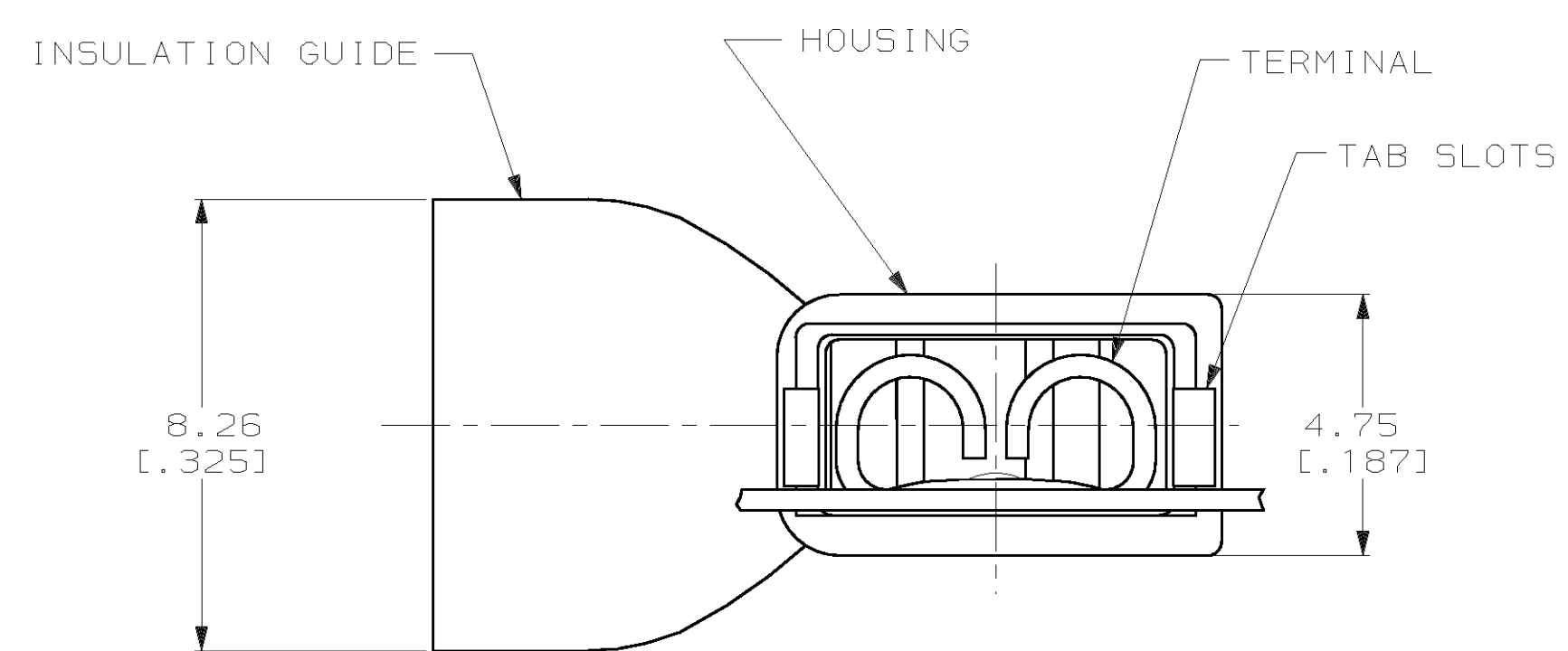
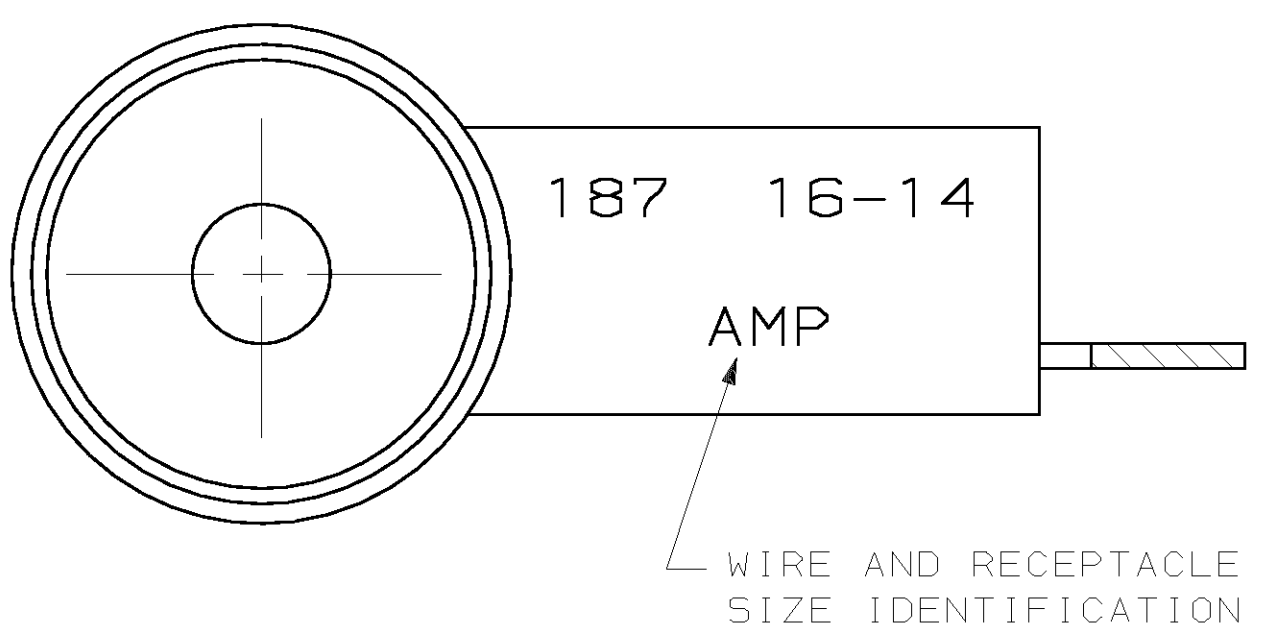
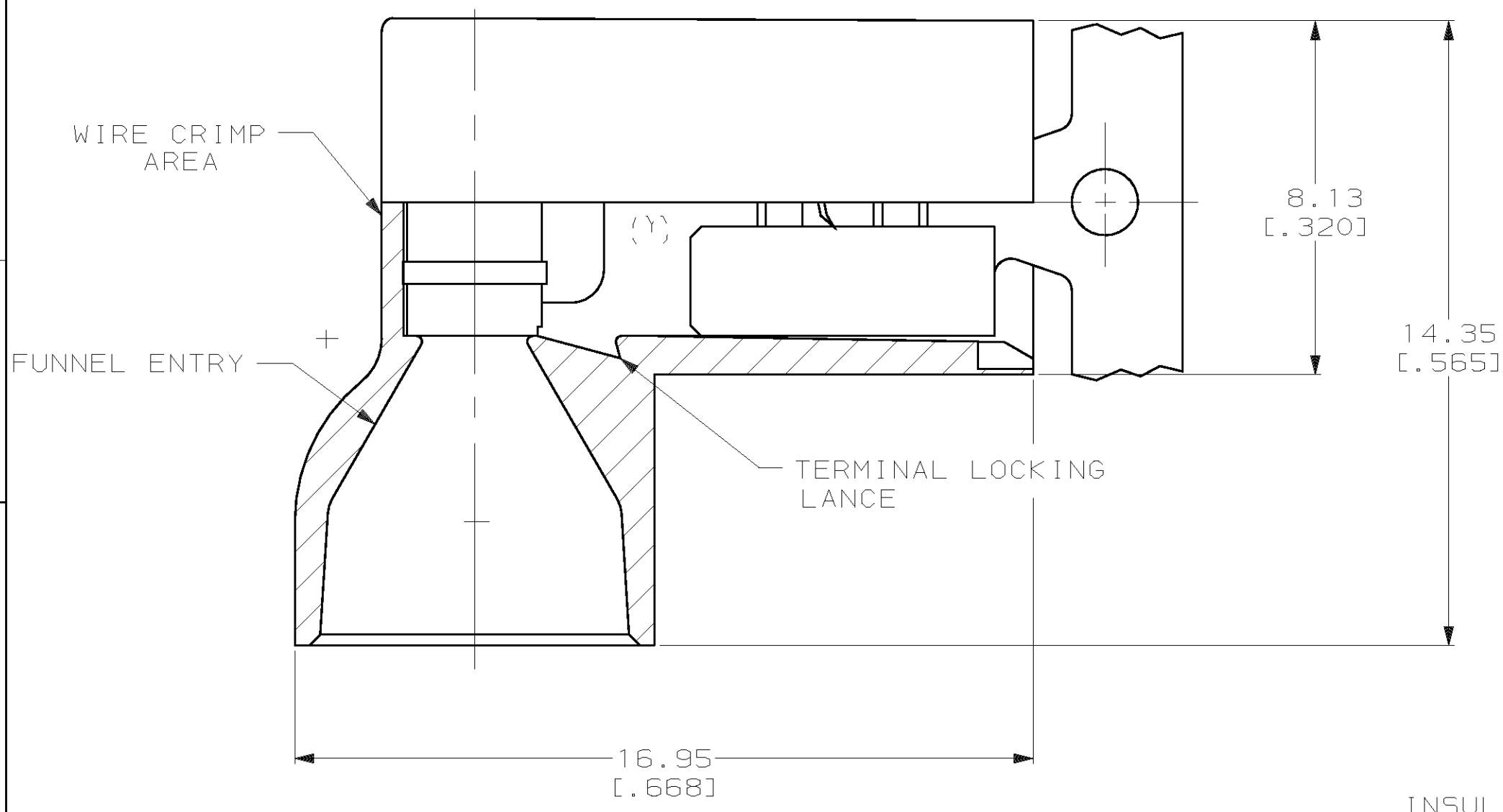


LOC	DIST	P	F	ZONE	LTR	DESCRIPTION	DATE	APPD
AF	50					C REL PER 063A-0601-01	10JAN02	JR/JH

- 1 FITS 0.81±0.025 X 4.75 [.032±.001 X .187] TAB
- 2 WIRE SIZE: 1.3-2.0mm² [16-14 AWG], STRANDED ONLY.
 ONE WIRE STRIP LENGTH 7.94 [.312]
 TWO WIRE STRIP LENGTH 8.51 [.335]
- 3 INSULATION SIZE: 6.60 [.260] MAX DIA.
- 4 CONTINUOUS STRIP.

⚠ PRELIMINARY - NOT FOR PRODUCTION



MATERIAL	COLOR	MATERIAL	FINISH	PART NO
TYPE 6/6 NYLON	BLACK	0.41 [.016] #4H BRASS	0.002032 [.000080] MIN TIN PLATE	⚠ 9-521247-2
TYPE 6/6 NYLON	BLUE TRANSLUCENT	0.41 [.016] #4H BRASS	0.002032 [.000080] MIN TIN PLATE	3-521247-2

DO NOT SCALE PRINT. UNLESS SPECIFIED DIMENSIONS IN mm [INCHES] TOLERANCES ON : 2 PLC DEC ± 0.25 [.010] 3 PLC DEC ± - ANGLES ± -	DR 16DEC99 JR RUTH	AMP Incorporated Harrisburg, PA 17105-3608
	CHK 16DEC99 MS FEHER	
MATERIAL SEE TABLE	APPD 16DEC99 J HUMMEL	NAME RECEPTACLE, ASSEMBLY, FLAG, ULTRA-FAST, .187 SERIES
FINISH SEE TABLE	APPD 16DEC99 J HUMMEL	SIZE CAGE CODE DRAWING NO C 00779 C=521247
	PRODUCT SPEC 108-2043	SCALE 8:1 SHEET 1 OF 1
	APPLICATION SPEC 114-2123	
	WEIGHT -	

THIS DRAWING IS A CONTROLLED DOCUMENT FOR AMP INCORPORATED. IT IS SUBJECT TO CHANGE AND THE CONTROLLING ENGINEERING ORGANIZATION SHOULD BE CONTACTED FOR THE LATEST REVISION.